

W2/1099's Library

Network Filter

VoIP

EMIS Fiber

Student Support

Data Storage Fiscal
WiFi

ACCESS COUNCIL

October 11, 2024

ASSEMBLY MEETING – October 11, 2024

Welcome

Call to Order

Roll Call – Sign In Sheet

Approve Agenda

Approve Minutes of April 12, 2024 Assembly Meeting

Approve September 2024 Financial Reports

Approve Fees FY26

Approve Bylaw Amendments

Department Reports

Adjourn

ACCESS - WEBPAGE RESOURCES

<http://www.access-k12.org/assembly>

<http://www.access-k12.org/newsletters>

The screenshot shows the 'ACCESS Council' website with the tagline 'Area Cooperative Computerized Educational Service System'. The navigation bar includes links for Home, ABOUT US, CONTACT US, CUSTOMERS, SERVICES, TRAINING, JOBS, ALERTS, and CALENDAR. The breadcrumb trail reads: Home / About Us / Governance / Assembly Meeting Minutes and Slide Deck. The left sidebar under 'Governance' lists: Overview, Governance Documents, Fee Schedules, and Assembly Meeting Minutes and Slide Deck. The main content area displays a list of assembly meeting documents from 2020 to 2023, including slides and minutes for October, April, and November.

Document Title
2023 ACCESS Council October Assembly Meeting Slides
2023 ACCESS Council October Assembly Meeting Minutes
2023 ACCESS Council April Assembly Meeting Slides
2023 ACCESS Council April Assembly Minutes
2022 ACCESS Council November Assembly Meeting Slides
2022 ACCESS Council November Assembly Meeting Minutes
2022 ACCESS Council April Assembly Minutes
2022 ACCESS Council April Assembly Meeting Slides
2021 ACCESS Council November Assembly Meeting Slides
2021 ACCESS Council November Assembly Minutes
2021 ACCESS Council April Assembly Meeting Slides
2021 ACCESS Council April Assembly Minutes
2020 ACCESS Council November Assembly Meeting Slides
2020 ACCESS Council November Assembly Minutes

The screenshot shows the 'ACCESS Council' website with the tagline 'Area Cooperative Computerized Educational Service System'. The navigation bar includes links for Home, ABOUT US, CONTACT US, CUSTOMERS, SERVICES, TRAINING, and JOBS. The breadcrumb trail reads: Home / About Us / Newsletters / ACCESS Newsletters. The left sidebar under 'Newsletters' lists: ACCESS Newsletters. The main content area features the heading 'Read About What We Are Doing At ACCESS.' followed by the text 'Visit often to download and review our quarterly newsletters.' Below this is a list of newsletter documents from 2022 to 2024.

Document Title
ACCESS February 2024 Newsletter
ACCESS September 2023 Newsletter
ACCESS February 2023 Newsletter
ACCESS September 2022 Newsletter
ACCESS February 2022 Newsletter

FINANCIALS FOR APPROVAL

Reporting Period: September 2024 (FY 2025)

10/2/24 12:29 PM

ACCESS COUNCIL Cash Summary Report

Full Account Code	Description	Initial Cash	MTD Received	FYTD Received	MTD Expended	FYTD Expended	Fund Balance	Encumbrance	Unencumbered Balance
025-0000	COMPUTER NETWORK - DATA ACQUISTION	\$ 1,625,735.81	\$ 328,054.00	\$ 1,114,533.09	\$ 274,888.65	\$ 1,163,345.58	\$ 1,576,923.32	\$ 1,896,007.46	\$ (319,084.14)
025-903F	FIBER NETWORK MAINTENANCE/REPAIRS	601,150.83	0.00	0.00	0.00	0.00	601,150.83	0.00	601,150.83
025-9050	ACCESS ONENET SUBSIDY	242,939.21	0.00	4,500.00	27,846.99	78,070.05	169,369.16	16,520.13	152,849.03
025-905D	ACCESS DIOCESE STATE SUBSIDY	98,392.93	414.00	3,212.00	599.00	1,797.00	99,807.93	36,720.00	63,087.93
025-905E	ACCESS EMIS SUBSIDY	1,324.45	5,033.40	5,033.40	0.00	1,324.45	5,033.40	0.00	5,033.40
025-905H	COMPUTER NETWORK - HUNTINGTON TRUST	3,177.05	0.00	0.00	0.00	0.00	3,177.05	0.00	3,177.05
507-9024	ESSER II FUNDS - MIDDLE MILE UPGRADE	4,193.22	0.00	0.00	0.00	0.00	4,193.22	4,193.22	0.00
Grand Total		\$ 2,576,913.50	\$ 333,501.40	\$ 1,127,278.49	\$ 303,334.64	\$ 1,244,537.08	\$ 2,459,654.91	\$ 1,953,440.81	\$ 506,214.10

FINANCIAL UPDATE – Brian Stidham, Treasurer

FY2025 Projections All Funds

▪ Beginning Balance	\$2,576,913.50
▪ Revenues	\$4,323,016.47
▪ Expenses	\$4,342,639.23
▪ Projected Ending Balance	\$2,557,290.74
▪ Less Fiber Fund	\$701,150.83
▪ Unreserved Ending Balance	\$1,856,139.91

Forecast as of 10/11/2024

FY2025 - FY2028

	Actual			Estimated			
	FY22	FY23	FY24	FY25	FY26	FY27	FY28
Beginning Balance	<u>1,036,315.82</u>	<u>1,270,076.32</u>	<u>1,538,937.43</u>	<u>2,576,913.50</u>	<u>2,557,290.74</u>	<u>3,007,464.93</u>	<u>3,258,674.76</u>
Revenues							
Interest	3,824.89	55,947.45	102,372.31	50,000.00	35,000.00	30,000.00	25,000.00
Rents	12,000.00	12,000.00	13,000.00	13,000.00	-	-	-
Internet Services to Non-members	244,646.74	251,585.27	368,090.83	368,090.83	368,090.83	368,090.83	368,090.83
Wireless Services to Non-members	1,972.20	10,832.82	13,275.13	13,275.13	13,275.13	13,275.13	13,275.13
Chargeback to Commercial Partner	183,407.34	132,845.72	247,453.76	262,391.00	230,718.00	230,718.00	230,718.00
Internet/Other Services to Districts	845,110.85	1,344,958.15	1,314,492.33	1,314,492.33	1,314,492.33	1,314,492.33	1,314,492.33
Servers/Storage from Non-members			20,410.74	20,000.00	20,000.00	20,000.00	20,000.00
Servers/Storage from Districts	242,126.64	11,314.19	16,188.66	16,000.00	16,000.00	16,000.00	16,000.00
Voice Receipts from Districts	302,146.14	345,569.88	392,826.06	392,826.06	392,826.06	392,826.06	392,826.06
Wireless Receipts from Districts	35,845.91	33,877.54	39,513.50	39,000.00	39,000.00	39,000.00	39,000.00
Misc Receipts	6,304.39	244.32	-	-	-	-	-
Subsidy-Restricted Grants in Aid	159,799.51	160,672.91	193,476.10	193,000.00	193,000.00	193,000.00	193,000.00
Erate Voice receipts	-	-	-	-	-	-	-
Erate Wireless Receipts	161,292.14	72,109.14	250,223.49	135,297.00	70,000.00	70,000.00	70,000.00
Erate Internet Receipts	1,152,378.66	1,120,899.44	1,172,043.45	1,172,000.00	1,172,000.00	1,172,000.00	1,172,000.00
Refund of Pr Yr Expenditure	32,491.66	-	85,952.00	100.00	100.00	100.00	100.00
Fiber Fund Transfer In	100,000.00	100,000.00	100,000.00	100,000.00	100,000.00	100,000.00	100,000.00
One Net Subsidy from Districts	167,400.00	164,700.00	182,018.78	177,750.00	177,750.00	177,750.00	177,750.00
Diocese Services Receipts	15,367.98	15,690.00	14,417.87	14,417.87	14,417.87	14,417.87	14,417.87
Erate Diocese	15,085.08	2,550.48	16,020.46	16,020.46	16,020.46	16,020.46	16,020.46
EMIS Subsidy	21,072.82	21,810.78	28,355.79	25,355.79	25,355.79	25,355.79	25,355.79
Broadband Ohio Grant		44,000.00					
Middle Mile Equipment Grant			89,995.22				
Total Revenues	<u>3,702,272.95</u>	<u>3,901,608.09</u>	<u>4,660,126.48</u>	<u>4,323,016.47</u>	<u>4,198,046.47</u>	<u>4,193,046.47</u>	<u>4,188,046.47</u>

	Actual			Estimated			
	FY22	FY23	FY24	FY25	FY26	FY27	FY28
Salaries	893,445.78	970,316.96	1,011,621.66	1,072,532.81	1,077,413.70	1,093,138.91	1,082,449.73
Benefits	385,291.04	447,099.84	440,941.07	456,003.13	473,396.61	533,150.76	543,177.24
Purchased Services	1,000,673.13	1,153,622.66	968,433.12	1,023,672.96	960,441.61	986,966.53	988,723.32
Supplies	766,872.72	780,133.26	890,239.67	967,760.75	977,616.83	1,008,576.92	1,022,373.17
Fees/Dues	56,335.90	53,263.70	51,893.00	56,432.00	58,929.00	59,929.00	60,429.00
Capital Outlay	265,893.88	128,310.56	159,021.89	666,237.59	100,074.52	160,074.52	300,074.52
Transfers to Fiber Fund	100,000.00	100,000.00	100,000.00	100,000.00	100,000.00	100,000.00	100,000.00
<u>Total Expenses</u>	3,468,512.45	3,632,746.98	3,622,150.41	4,342,639.23	3,747,872.28	3,941,836.64	4,097,226.99
Ending Cash Balance	1,270,076.32	1,538,937.43	2,576,913.50	2,557,290.74	3,007,464.93	3,258,674.76	3,349,494.24
Excess Revenue over/under Expenses	233,760.50	268,861.11	1,037,976.07	(19,622.76)	450,174.19	251,209.83	90,819.48
Less Fiber Fund Reserve	401,150.83	501,150.83	601,150.83	701,150.83	801,150.83	901,150.83	1,001,150.83
Unreserved Balance	868,925.49	1,037,786.60	1,975,762.67	1,856,139.91	2,206,314.10	2,357,523.93	2,348,343.41

2,348,343.41



FINANCIAL UPDATE CONT.

Forecast projects NO changes to the current fee structure.

Key take aways:

- Continued success implementing the maintenance agreement with ARK, fka Involta
- Wide area network equipment replacement provided savings over the original estimates and the elimination of maintenance costs for 4 years
- Security requirements may dictate additional expenditures
- Future increases from software and 3rd party service providers
- Actual cost of the firewall hardware project
- Erate appeal decision from the Supreme Court in 2025

Vote for approval of Financials

EMIS & STUDENT SERVICES

FY24 Graduate Collection – closes today!

- Impacts FY25 LRC
 - Graduation Rate
 - College, Career, Workforce, and Military Readiness becomes a measured indicator

FY25 EMIS Reporting for Student, Staff and Assessments has begun

ODDEX –

- PTG – Progress Towards Graduation
- EWS – Early Warning System

EMIS Year End Data Review for FY25 LRC – Open Work Sessions

- Dates to be shared in January 2025
- Sessions will be scheduled the first two weeks in June

Civil Rights Reporting -

Frontline MFA

NETWORK - UPDATES

- DC Core Upgrade
 - Complete
- WAN Refresh – Ordered
 - Summer 25 cutover
- Frontline MFA – Update
 - On hold
 - April/May rollout
- Security Update
 - Fiscal departments targeted

SECURITY – MANAGED METHODS(GOOGLE)


- What is it?
- Why we need it?
- Managed Methods Benefits

The image shows the ManagedMethods website and a tablet displaying the dashboard. The website has a navigation bar with links: Products, Supported Apps, Use Cases, Customer Stories, Resources, Company, Support, Contact, and a Free Trial button. The main heading is "Proactive Cybersecurity & Safety Made Easy for K-12 Schools". Below the heading is a subtext: "ManagedMethods provides easy, affordable cybersecurity and student safety monitoring for technology leaders who need to secure online learning on a tight budget." There are several callout boxes around the main text: "Malware Risk", "Shared Outside Domain", "Login Location", "Global File Share Permissions", and "Free Trial" / "Book a Demo" buttons. The tablet at the bottom shows the ManagedMethods dashboard for "GOOGLE : Camhighschool.com". The dashboard includes a "Summary" tab, a "Risk" section with a bar chart showing "Observed Risk" over time, and a "File Activity" section with a line chart showing "File Activity" over time. The dashboard also includes a "Policy Violations" section.

MANAGED METHODS – UNAPPROVED LOGINS

Policy: Unapproved Login Policy11:32AM

User: [REDACTED]

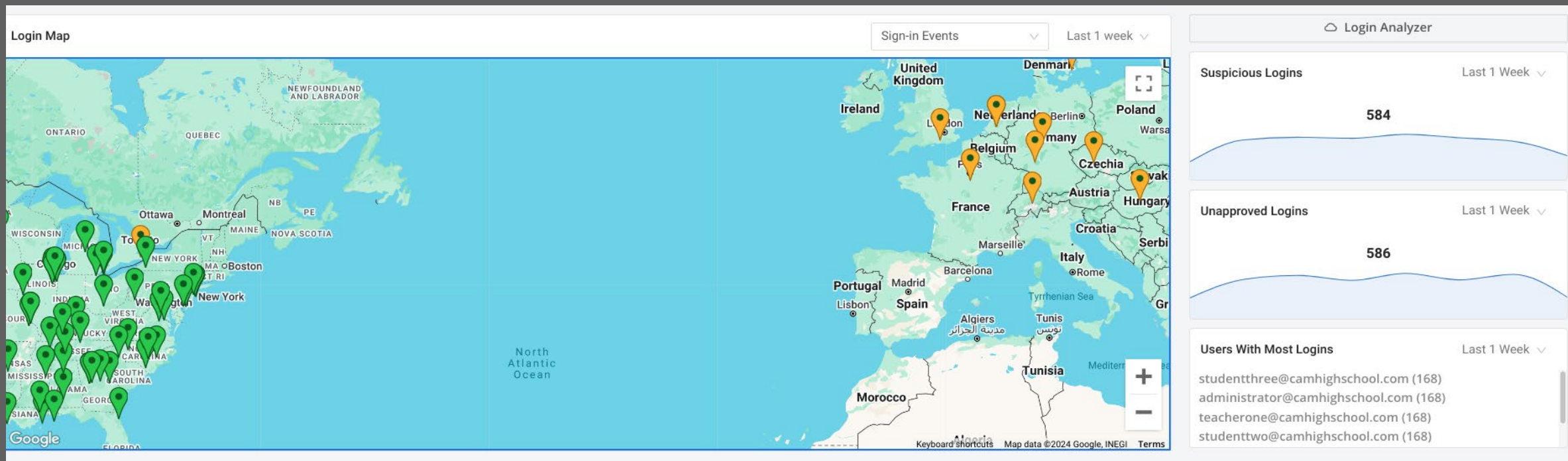


- Unapproved Country Logins: **Bangladesh**

- Action: **None**
- Member of: [REDACTED]

[View](#)

MANAGED METHODS - LOGIN GEO LOCATION



MANAGED METHODS - APP CONTROL

Policy: Categories No Students

6:52PM

App Name: Twitter


- Action: **Revoke Access**
- Violating User(s): [REDACTED]
- App Category: **Social**
- Organisational Unit(s): [REDACTED]

[View](#)

MANAGED METHODS - PERSONAL INFORMATION

Policy: SSN or Credit Cards - Leaving Organization7:49PM

File Name: Credit Cards



- Risk Type: PCI:...word Due Chase Marriott Visa [redacted] Ink Business Preferred Visa [redacted]
23 Chase Ink Business Cash Visa [redacted]
American Airlines MC [redacted]
Chase Sapphire Visa [redacted]
American Express Hilton [redacted]

- Action: **None**
- Owner: [redacted]
- Source: **Drive File**
- User/Group Sharing to Outside Domain: [redacted]

View

MANAGED METHODS - EMAIL SCANNING

Policy: Phishing

3:01PM

Email Subject: Hi [REDACTED], your Dropbox account is closing in 90 days

- Action: **Quarantine Email**
- Sender: no-reply@em-s.dropbox.com
- To: [REDACTED]
- Source: **Email Message**

[View](#)

SECURITY – MANAGED METHODS

- Why we all need to participate
 - Consortium pricing
 - 24x7 Monitoring and Protection
 - District control and visibility

ACCESS Council

493 Bev Road, Unit 1
Boardman, Ohio 44512
330-702-7860

<http://www.access-k12.org>