

---

---

# **Customize ParentAccess to Display 988 Information**

---

---

# 988 Suicide and Crisis Lifeline

Find details and requirements on [ODEW's webpage](#).

The [988 Toolkit](#) includes [Logos](#) and [Brand Guidelines](#), as well as [Key Message](#) guidance and sample copy. *Other resources and information are also available within the Toolkit.*

Ohio Department of Mental Health & Addiction Services

LEARN & FIND HELP SUPPORTING PROVIDERS KNOW OUR PROGRAMS & SERVICES COMMUNITY PARTNERS WHAT ABOUT US

MHA / Learn and Find Help / Crisis Systems / 988 Suicide and Crisis Lifeline in Ohio / Resources / 988 Ohio Toolkit

## 988 Ohio Toolkit

Welcome

About 988

988 Ohio Toolkit

988 Legislation

Resources

OhioMHAS has created materials for our partners to use in marketing efforts to increase awareness of the 988 Suicide and Crisis Lifeline, including Ohio-specific logos and the [988 Ohio Logo Style Guide](#) (.pdf). As we continue to work to increase awareness of this powerful resource, we encourage our partner agencies and stakeholders to check here for updated materials and resources.

Please use these provided materials to help promote 988 consistently, statewide.

Expand All Sections

### Logos and Branding

[988 Ohio Logos](#) (.zip)

[988 Ohio Brand Guidelines](#) (.pdf)

### Key Messages


These key messages are designed to cover the basics of 988 and provide a strong foundation from which partners can build for their audience-specific needs. Use this guidance and sample copy for communicating about 988 Ohio on your website, in newsletters, or in any communication your organization produces.

[988 Ohio Key Messages](#) (.pdf)

# 988 Suicide and Crisis Lifeline

District will determine what information and/or graphics to display on ParentAccess.

*Images snipped from the  
[988 Toolkit](#) Resources*



## Guidance

The 988 Suicide & Crisis Lifeline is a valuable resource for Ohioans visiting your website, whether they are currently seeking crisis support or simply to spread awareness. The below copy may be used to refer visitors to your website to 988.

Please tailor the content to your audience and include resources or information pertinent to the groups your organization serves, You're welcome to incorporate the stock photos from the toolkit as complementary visuals on your 988 website page.

# ParentAccess - District Login Maintenance

Must have School Administrator privs for GradeBook to access/update.

*PA Admin > Manage Website Content > District Login Maintenance*

This controls what you see on the ParentAccess login page of a **web browser**.

The screenshot displays the ParentAccess Administration interface. On the left is a 'NAVIGATION' sidebar with icons and labels for Admin, GradeBook, Principal, Guidance, Clerical, Curriculum, Food, Attendance, PA Admin (highlighted with a green box), and Online Learning. The main content area is titled 'ParentAccess Administration' and contains three panels. The 'District Setup' panel lists links for District Settings, Page Level Security, Event Categories, and Alert Setup. The 'Manage Website Content' panel lists links for District Login Maintenance (highlighted with a green box), News & Information (Content), District & School Events, and District & School Forms. The 'Manage Accounts' panel lists links for Registration Key Maintenance, Export Registration Keys for Letters, ParentAccess Account Maintenance, and Account Import.

**NAVIGATION**

- Admin
- GradeBook
- Principal
- Guidance
- Clerical
- Curriculum
- Food
- Attendance
- PA Admin**
- Online Learning

**ParentAccess Administration**

**District Setup**

- [District Settings](#)  
Maintain district settings, such as the alias, logo, and document upload options.
- [Page Level Security](#)  
Maintain page level security.
- [Event Categories](#)  
Maintain event category names.
- [Alert Setup](#)  
Schedule or edit email alerts.

**Manage Website Content**

- [District Login Maintenance](#)  
Customize the district login page. For example, set up a district greeting and enable/disable a public calendar.
- [News & Information \(Content\)](#)  
Maintain district and school news, information, and links.
- [District & School Events](#)  
Post district and school events.
- [District & School Forms](#)  
Maintain forms that are posted on the News page. Forms can be uploaded or linked from another website.

**Manage Accounts**

- [Registration Key Maintenance](#)  
Create and maintain system generated registration keys.
- [Export Registration Keys for Letters](#)  
Export registration keys in CSV file to produce letters.
- [ParentAccess Account Maintenance](#)  
Update user accounts.
- [Account Import](#)  
Import user accounts.

# PA - Customize District Login Maintenance

## Learning Center -

### Maintain District Greeting Page

- A picture can be uploaded and location on page specified.
  - OR an image can be embedded in the Greeting section
- Add information to Greeting section - use text editor to format as desired.
  - Use “show more tools” button to expand options.

District Login Features

Custom Greeting: ☒ Active

Public Calendar: ☐ Active  
[Show URL](#)

Format the Custom District Greeting

Greeting Picture: (Optional) (500 x 500px)

Upload a picture  
Remove the picture  
Picture Position: Top

Greeting:

**988 Suicide and Crisis Lifeline**

Those experiencing a mental health crisis, and their loved ones, can reach out to the 988 Suicide & Crisis Lifeline through call or text to 988 or chat online at [988lifeline.org](https://988lifeline.org). This easy-to-remember three-digit number ensures confidential, cost-free, 24/7 support for Ohioans experiencing mental health crises.

Remember, there is hope and the lifeline is effective. You're not alone during times of crisis.

\*\*\*

Assessments scores are now available for you to view!

For more information about scoring, please visit:  
<https://oh-ost.nortal.cambiumast.com/resources#x=performance%20levels>


Check Spelling Save

# ParentAccess Login Page - *SAMPLE*

This district greeting now displays on the Sign In screen for the web version.

Test District

Help



### 988 Suicide and Crisis Lifeline

Those experiencing a mental health crisis, and their loved ones, can reach out to the 988 Suicide & Crisis Lifeline through call or text to 988 or chat online at [988Lifeline.org](https://988Lifeline.org). This easy-to-remember three-digit number ensures confidential, cost-free, 24/7 support for Ohioans experiencing mental health crises.


Remember, there is hope and the lifeline is effective. You're not alone during times of crisis.

\*\*\*


Assessments scores are now available for you to view!

For more information about scoring, please visit:

<https://oh-ost.portal.cambiumast.com/resources#text=performance%20levels>




24.1.0 [Switch District](#)



[Forgot your user name or password?](#)

### Sign Up

New to ProgressBook? You will need to create an account and enter a registration key provided by your school district.



# ParentAccess - Mobile App

- Frontline is aware of the 988 requirement. They are developing a plan to incorporate this information to the mobile app.
  - Details shared when ACCESS receives.
- We do not have the ability to customize the login page for the ParentAccess mobile app.
- Can use the “News” section to add data.

# PA - Customize News & Information

Must have School Administrator privs for GradeBook to access/update.

*PA Admin > Manage Website Content > News & Information (Content)*

This information can be viewed on both web and mobile app.

The screenshot displays the ParentAccess Administration interface. On the left is a vertical navigation menu with the following items: Admin, GradeBook, Principal, Guidance, Clerical, Curriculum, Food, Attendance, PA Admin (highlighted with a green box), and Online Learning. The main content area is titled 'ParentAccess Administration' and contains three panels. The 'District Setup' panel includes links for District Settings, Page Level Security, Event Categories, and Alert Setup. The 'Manage Website Content' panel includes links for District Login Maintenance, News & Information (Content) (highlighted with a green box), District & School Events, and District & School Forms. The 'Manage Accounts' panel includes links for Registration Key Maintenance, Export Registration Keys for Letters, ParentAccess Account Maintenance, and Account Import.

**NAVIGATION**

- Admin
- GradeBook
- Principal
- Guidance
- Clerical
- Curriculum
- Food
- Attendance
- PA Admin**
- Online Learning

**ParentAccess Administration**

**District Setup**

- [District Settings](#)  
Maintain district settings, such as the alias, logo, and document upload options.
- [Page Level Security](#)  
Maintain page level security.
- [Event Categories](#)  
Maintain event category names.
- [Alert Setup](#)  
Schedule or edit email alerts.

**Manage Website Content**

- [District Login Maintenance](#)  
Customize the district login page. For example, set up a district greeting and enable/disable a public calendar.
- [News & Information \(Content\)](#)  
Maintain district and school news, information, and links.
- [District & School Events](#)  
Post district and school events.
- [District & School Forms](#)  
Maintain forms that are posted on the News page. Forms can be uploaded or linked from another website.

**Manage Accounts**

- [Registration Key Maintenance](#)  
Create and maintain system generated registration keys.
- [Export Registration Keys for Letters](#)  
Export registration keys in CSV file to produce letters.
- [ParentAccess Account Maintenance](#)  
Update user accounts.
- [Account Import](#)  
Import user accounts.



# PA Mobile App - News

Learning Center -



## Maintain News and Information

- Add *News Article* or *Web Link*
- *Summary, Popup, and Link Pictures* do not display on mobile app
  - Visible in the web browser > News
- Enter desired content and pictures to the Full Article section
  - Use “show more tools” link to include images

**Format the News Content**

Enter a Title:


Status: ☒ Active

Date Range:   to  

Content Type: ☒ News Article ☐ Document ☐ Web Link ☒ Include Summary

Display Section: ☒ News Section ☐ Info Section ☐ Links Section

Sort Order:  (This is used for ordering the item in its section)




# PA Mobile App - News

**Format the Web Link**

URL:   
(ex. <http://www.ProgressBook.com>)

Link Picture:  
(Optional)  
(News: 200 x 200px)  
(Info & Links: 50 x 50px)

[Upload a picture](#)  
[Remove the picture](#)



Picture Position:


Summary:

**Format the News Article**

Summary:

Summary Picture:  
(Optional)  
(News: 200 x 200px)  
(Info & Links: 50 x 50px)


[Upload a picture](#)  
[Remove the picture](#)



Picture Position:

Popup Picture:  
(Optional)  
(125 x 125px)


[Upload a picture](#)  
[Remove the picture](#)



Picture Position:

Full Article:

**B I U S x<sub>2</sub> x<sup>3</sup> I<sub>x</sub> | [Icons] | show more tools**



**988 Suicide and Crisis Lifeline**

Those experiencing a mental health crisis, and their loved ones, can reach out to the 988 Suicide & Crisis Lifeline through call or text to 988 or chat online at [988lifeline.org](https://988lifeline.org). This easy-to-remember three-digit number ensures confidential, cost-free, 24/7 support for Ohioans experiencing mental health crises.

Remember, there is hope and the lifeline is effective. You're not alone during times of crisis.

# PA Mobile App - News

