

# ACCESS Newsletter

## September 2019

### HAPPY SEPTEMBER,

As we start another school year, remember that ACCESS is here to support your needs in all areas we serve. We are just a phone call, text, or email away. I'll be scheduling visits with district administration over the next several months to meet those new to our area and touch base with all others.

We also want to welcome Valarie Inboden to ACCESS. Valarie joined us this summer and is a member of our Fiscal Services team. We look forward to you meeting her.

Lisa

"Let us remember: One book, one pen, one child and one teacher can change the world." Malala Yousafzai



<http://www.access-k12.org>

Main Number: 330-702-7860

Help Desk - [support@access-k12.org](mailto:support@access-k12.org)

### REMINDER - - - ACCESS MOVED!

ACCESS staff moved to its new location at **493 Bev Road, Unit 1, Boardman, Ohio** in March 2019.

In addition to staff offices, we have a large computer lab, a small computer lab, a large meeting space and plenty of parking. Besides hosting our own events, we have hosted events for Boardman and Struthers Schools, ODE, and a variety of vendors. If you are in need of meeting space, let us know.

**Office Hours are 7:30 am until 4:00 p.m. Monday through Friday.** Our phone number hasn't changed. Our main number remains 330-702-7860. Come Visit! You are always welcome.

**Our Space is Your Space.**



**Consortium Offerings** - through our partnerships, discounted pricing is available on the following products and services. We hope to continue adding to this list.

- **Fred Pryor Learning Solutions** -Online and In-person training <https://www.pryor.com/>
- **Knowbe4 Cybersecurity Training** courses for students/staff <https://www.knowbe4.com/>
- **Zoom Video Conferencing** with Ohio BECM and DLA content [www.oecn.org/shop](http://www.oecn.org/shop)
- **GoGuardian** - Safe Digital Learning for Schools [www.goguardian.com](http://www.goguardian.com)
- **Generation Yes** - Student Technology Leaders curriculum/program. [www.genyes.org](http://www.genyes.org)
- **TEC** - Bully Tip Lines, Text Messaging, etc. <http://www.tec911.net/>
- **Schoolology** - <https://www.schoolology.com/>
- **Illuminate Education** - <https://www.illuminateed.com>
- **Data Map** - <https://www.progressbook.com/datamap/>

For special pricing, give me a call or email [smith@access-k12.org](mailto:smith@access-k12.org)



# Network Services

## Securly Web Filtering

Over the past year, ACCESS and your district technology representatives have been hard at work implementing Securly.

Although this product provides some additional benefits from our last filter application, it has not been without some growing pains.

Some time will be needed, with our assistance, to fine tune each rule set managed by district personnel. In time, we hope end users reach a comfort level with this application. This product is being used by many ITCs across Ohio to protect K-12 schools. We will continue to monitor its effectiveness for our schools.

For more information, [Securly Product Overview](#)



## Summer Projects Completed

- Infrastructure Hardware Upgrades (servers & firewalls)
- Internet Edge Hardware Redesign
- Failover Testing
- Security Policies - NIST
- Data Center Configuration
- Securly implementation

## The ACCESS Fiber Network

ACCESS owns and manages approximately 300 miles of fiber throughout Mahoning and Columbiana counties. The fiber plant provides services to our schools and The Library of Youngstown and Mahoning County. In partnership with the Columbiana County Port Authority, CCPA has utilized dark fiber to assist with economic development in our counties.

Several fiber connectivity project completed this Summer or in progress are

- Boardman Bus Garage - connected
- Boardman Stadium- connected
- Struthers Stadium - connected
- Columbiana County EOC - in progress
- Campbell Community Center and Campbell Public Library Branch - in progress



## The New Learning Environment

Zoom provides remote conferencing services using cloud computing with communications software that combines video conferencing, online meetings, chat, and mobile collaboration.

Harnessing the power of this technology, Zoom has the ability to open seats in every PreK-12 and college classroom in every district in Ohio to every student. Content provided through BEMC and Ohio DLA.

**Exclusive member discount:**

**\$10 annually per teacher / administrator.**

**A 93% savings off list price!**

**Contact ACCESS if interested in learning more**



## Tech Meetings

We are planning to conduct more meetings and trainings this year encouraging collaboration through the use of Zoom Video Conferencing. Stay tuned for a schedule.

## Phone Services - VoIP

We welcome Canfield Schools and West Branch Schools to the ACCESS VoIP network. We now serve 19 districts providing phone services and The Education Connection (TEC) products. Interested in joining, call us.



## ACCESS Notification System

We utilize The Education Connection (TEC) for our notification system. If you are interested in receiving an alert (text), please complete the following [Notification Form](#) and we will add you to our list.



## ACCESS Account Security - Change Coming

ACCESS has implemented **Single Sign On (SSO)** for many ACCESS hosted applications. The use of a **common password** for applications makes your password management easier. As we use passwords daily for accessing email, online banking, school operations and personal purchasing from a variety of sites, a guessed or stolen password can be damaging for a variety of reasons. Unfortunately, complex passwords (consisting of letters, numbers and special characters) have typically been confusing, hard to remember, and difficult to type.

In this newsletter, you will learn how to create strong passwords, called **passphrases** that are easy for you to remember and simple to type.

### Strong Passwords = Passphrases

Passphrases are a simpler way to create and remember strong passwords.

The challenge we all face is that cyber attackers have developed sophisticated and effective methods to brute force (automated guessing) passwords. Bad guys can compromise weak or easy to guess passwords. We recommend you use **passphrases--a series of random words or a sentence**. The more characters your passphrase has, the stronger it is. Passphrases are much easier to remember and type, but still hard for cyber attackers to hack.

The following password meets **current ACCESS complexity requirements** (Upper, lower, special, number, and not a dictionary word). **“jkdF\*8!jof”**:

On the other hand, a non-compliant passphrase, **“The quick brown fox jumped over the lazy dog.”** Is easy to remember and is not horrible to type. There is no number, so it's non-compliant.

Passphrases can be made even stronger by replacing letters with numbers or symbols, such as replacing the letter 'a' with the '@' symbol or the letter 'o' with the number zero. If a website or program limits the number of characters you can use in a password, use the maximum number of characters allowed.

### Using Passphrases Securely

Be careful how you use passphrases. Using a passphrase won't help if bad guys can easily steal or copy it.

1. Use a different passphrase for every account or device you have.
2. **Never** share a passphrase or your strategy for creating them with anyone else, including coworkers or your supervisor.
3. **Do not use public computers, such as those at hotels or Internet cafes, to log in to your accounts. Since anyone can use these computers, they may be infected and capture all your keystrokes. Only log in to your accounts on trusted computers or mobile devices.**

### Change Coming

During our most recent security audit, the State Auditor required our complex passwords be expired every 90 days. Moving toward the use of passphrases will allow ACCESS to NOT require the 90 day reset. **We will be working with your technology representatives to make your transition smooth.** Stay tuned.

# FISCAL services

## UPCOMING FISCAL TRAININGS FOR ALL DISTRICTS

- ★ Redesign Budgeting Work session - 9/10/19
- ★ USPS-r #3 Training - 9/18/19
- ★ Payroll EMIS Connection - 9/27/19
- ★ Fiscal EMIS Work Session - 9/27/19
- ★ USAS-r #3 Training - 10/02/19
- ★ USPS-r #1 Training - 10/09/19
- ★ USAS-r #1 Training - 10/15/19
- ★ USAS-r #2 Training - 10/21/19
- ★ 5 Year Forecast Training - 10/25/19
- ★ USPS-r #2 Training - 10/30/19
- ★ USAS-r #3 Training - 11/06/19
- ★ USPS-r #3 Training - 11/13/19

# Redesign UPDATE

## Something to Cheer About!



We are pleased  
to announce  
that we now  
have  
seven districts  
live on the  
Redesign!



Our next training camp begins in October,  
as posted above, and registration is now  
open on our website.

<http://www.access-k12.org>

It's time to start thinking about your  
game plan!

**THE FOLLOWING VARSITY TEAMS WILL  
BE READY TO KICK IT THROUGH THE  
UPRIGHTS PRIOR TO DECEMBER 2019**

East Liverpool  
Lowellville  
United

East Palestine  
Springfield  
Wellsville



**MEANWHILE THE TEAMS BELOW ARE  
PRACTICING TO ENTER THE GAME AS OF  
JUNE 2020**

Austintown  
Columbiana  
Salem

Beaver Local  
Campbell  
Struthers



**Redesign Districts:  
Don't get a penalty!  
Prepare by coming to our Fiscal Prep Sessions every Thursday**



# STUDENT SERVICES

## Need Help?

If you are in need of assistance or have questions for our Student Services team, please make sure to send an email to [student@access-k12.org](mailto:student@access-k12.org). If this is an EMIS question, please email [emis@access-k12.org](mailto:emis@access-k12.org). If you're not sure which to use, don't worry - just send it to either one!

We ask that you email the helpdesk using one of the above email addresses (rather than an individual) to ensure the most timely response; emailing an individual directly could delay our ability to assist you.



Please make sure to include as many details as possible - the software in which you are working, school year, building, student name and ID, the specific screen on which you may be working, the exact error message you are receiving, step-by-step directions of your process, etc. Providing this information helps us help you!

## ProgressBook - Feature Friday      Welcome Back!

Welcome back to another school year! Whether you are new to ProgressBook or just need a GradeBook refresher after your well-deserved summer break, we've got you covered with our **Back to School** video playlists!

Are you a new teacher? [Here](#) is a playlist of GradeBook basics to get you started. If you are a returning teacher, this [extended playlist](#) with additional GradeBook features and functionality is for you!

What screen will most teachers spend a lot of time using? The GradeBook Grid screen of course! Here is more information:

### The GradeBook Grid

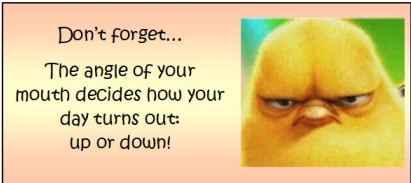
The GradeBook Grid provides a quick, user-friendly way of viewing and entering marks for your students' assignments. For more information about the GradeBook Grid, check out this short video by clicking [here](#).

You can also view this handy [Quick Reference Card](#) or print it and save it to reference later!

Sign up for ProgressBook's Feature Friday emails by clicking [here](#).

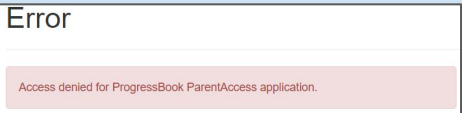
## Student Services Open Labs - **NEW!**

We are trying something new! Once a month, we will have a general Student Services Open Lab. If you have questions, issues, or would like additional assistance with something in StudentInformation, GradeBook, DataMap or Virtual Classroom please feel free to join us! We do ask that you register for these events to ensure seating capacity.



## ParentAccess Logins

ParentAccess is now tied to CentralAdmin, and many users who are both a school employee and parent need to be aware of this change in functionality. If you would like to login to your personal ParentAccess account *while you are logged into StudentInformation or GradeBook*, you will need to either log in using a different browser *or* open an incognito browsing session. If you try to sign into ParentAccess while logged into SI or GB, you will get an error.



## Internet Browser Requirement



Please make sure you are using either Chrome, Edge, or Safari as your internet browser. These are the only supported browsers for the ProgressBook Suite, and if you are using a non-supported option you will likely experience issues.

# GradeBook Sync with Google Classroom



Teachers can now import assignments and marks from Google Classroom into ProgressBook!

To be able to sync, teachers:

- must have assignment types set up in GradeBook
- must have students in Google Classroom that match the students in GradeBook

[Click here to watch the Google Classroom Sync YouTube video](#)

At present time, Google Classroom sync is not setup to sync to a course group. Teachers will want to unhide the underlying classes and perform the Google sync on each individual class.



Virtual Classroom is now available to all districts! Access the Dashboard from GradeBook by clicking the link in the Online Learning section of either the Class Dashboard or the Teacher Home Page in GradeBook.

To view an overview video of VirtualClassroom, click [here](#).

## New Reports in StudentInformation Analytics Hub

### Attendance Reports

- **Student Absence Analysis by Date Range** - similar to the R309-A and R309-B reports, generates a list of selected students and displays their total number of absences for the selected date range
- **Student External Absences** - provides a list of external absences for students that attend a school part time, such as JVS students or students who transfer from other schools where complete attendance records may not be available
- **District-Wide Membership in Days** - similar to the R500 report, provides a summary of student enrollment and absences in days for the district
- **District-Wide Membership in Hours** - similar to the R500 report, provides a summary of student enrollment and absences in hours for the district

### EMIS Reports

- **EMIS FT Detail** - view all FT records (HB410 events) for students that are reported to EMIS when you run the FT transfer

### Fees Reports

- **Comprehensive Fees Analysis** - provides a list of student fees, both paid and unpaid, for each Fee Type within the building
- **Fee Analysis by Fee Code** - view fees filtered by course or general fees and one or more fee codes

## ProgressBook End-user meetings here at ACCESS

ProgressBook would like your feedback and will be hosting end-user meetings October 1st and 2nd. They would like to hear your feedback about recent changes to the ProgressBook system and gather feedback about future updates about the specific applications.

The schedule for the October 1st and 2nd meetings at ACCESS are as follows:

Day 1 - [Click here](#) to register

9:00 AM - 12:00 PM – GradeBook updates and discussion

12:00 PM - 1:00 PM – Lunch (will be provided)

1:00 PM - 4:00 PM – SpecialServices updates and discussion



Day 2 - [Click here](#) to register

9:00 AM - 12:00 PM – StudentInformation updates and discussion

12:00 PM - 1:00 PM – Lunch (will be provided)

1:00 PM - 4:00 PM – DataMap updates and discussion

**All district staff that work with ProgressBook Suite are invited to attend!**

# New ODE EMIS Resources

ODE has added a number of new resources, pages and features to the [ODE EMIS](#) website. Take a look at what's available to you! (Click the title of each section to link directly to that page on the ODE website.)

## [EMIS Alliance Training](#)

This new page includes a brief explanation of the *EMIS Alliance* and the training provided. You will also find a link to the EMIS Alliance materials and training calendar on this page.

## [Glossary](#)

If you've worked with EMIS for even a day, you know that EMIS has a language all its own. To help make sense of it all, we've created an *EMIS Glossary*. Note that the printer symbol at the bottom of the page will allow you to print a copy of the Glossary.

## [Roundup](#)

Though previously announced, the *EMIS Roundup* is included here as it is a new feature on the EMIS website. This page includes a summary of EMIS communications over the previous 4 weeks.

## [Training Videos](#)

To assist with the understanding of EMIS and EMIS reporting, we have created a number of *EMIS Training Videos*. These first videos introduce viewers to some of the most helpful EMIS-related resources as well as some EMIS basics. Watch for more videos to be added.

## [EMIS Learning Library](#)

This new webpage is meant to be a hub to bring together key resources, reporting guidance, and training materials. Understanding how much is available on the EMIS website, the *EMIS Learning Library* will help people to more readily find the materials they need. Bookmarking this one page will place all of these resources at your fingertips.

## Reminder - ODDEX - The Ohio District Data Exchange - Records tab

The **Records** tab of ODDEX can be a useful tool in gathering information as you enroll new students to your district. Once a student is reported to Student Cross Reference and if they've attended another Ohio school district, **History**, **State Assessments**, **Special Education Events** and **Grad Cohort** information becomes available in the **Records** tab of ODDEX the next day. District staff with access to the application will have the ability to get this information quickly. ODDEX is the Ohio District Data Exchange and the primary application for a number of smaller applications that allow districts to verify data and review information. Access to ODDEX and the applications are determined by a user's SAFE account.

## FY19 Local Report Card Data

ODE continues to update the SDC (Secure Data Center) site with your FY19 EMIS data reported to date. This data will be used to generate your FY19 LRC. The latest opening of the SDC site, includes Reports for Analysis > *Value Added Data*.

- Enrollment (all reports within this folder)
- Graduation (all reports within this folder)
- Attendance Rate
  - District Absenteeism by Student
  - District Attendance Rate Data - Current Data
  - District Attendance Rate Data - Customizable
  - District Students with Chronic Absenteeism
  - School Absenteeism by Student
  - School Attendance Rate Data - Current Data
  - School Attendance Rata Data - Customizable
  - School Students with Chronic Absenteeism
- K3 Literacy (all reports within this folder)
- Financial (all reports within this folder)
- Mobility Rates (District and School)
- Discipline (all reports within this folder)
- Value Added (District Data)
- Test Results
  - District Test Results - Current Data
  - District Test Results - Customizable
  - School Tests Results - Current Data
  - School Tests Results - Customizable
- Teachers & Staff
  - Average and Median Teacher Salary (Building)
  - Average and Median Teacher Salary (District)
  - District Degree Profile - Principal
  - District Degree Profile - Teacher
  - District Teacher Certification
  - Principal Experience
  - School Degree Profile - Principal
  - School Degree Profile - Teacher
  - Teacher Experience

## FY19 Graduate Reporting

There is still time for district EMIS Coordinators, High School Counselors and Principals to work together to review the FY19 Graduate data as it is submitted to ODE. Reports are available in the Data Collector. To get to the latest reports, EMIS Coordinators will log in to the Data Collector. Select the Reports Tab > Level 2 reports for the FY19G-Graduate Collection Request. Reports are processed nightly during this reporting period.

Graduate Level 2 Reports available are

- For Districts Reporting Graduates
  - (GRAD-419) 2019 - Grad Cohort - 4th Year Status
  - (GRAD-420) 2020 - Grad Cohort - 3rd Year Status
  - (GRAD-421) 2021 - Grad Cohort - 2nd Year Status
  - (GRAD-422) 2022 - Grad Cohort - 1st Year Status
  - (GRAD-518) 2018 - Grad Cohort - 5th Year Status
- For Dropout Prevention and Recovery (DORP) Schools Only
  - (GRAD-617) 2017 - Grad Cohort - 6th Year Status
  - (GRAD-716) 2016 - Grad Cohort - 7th Year Status
  - (GRAD-815) 2015 - Grad Cohort - 8th Year Status



Also available are the Graduation Cohort Pathway reports. These reports include assessment scores and information of how the student met their pathway to graduation. These reports are also available in the Data Collector and EMIS Coordinators can retrieve them from the Reports Tab > Received Files Details > Category: Graduate and enter 08/12/2019 in the Received on or after: field. These reports are generated monthly.

- 2019\_GRAD\_Cohort-EOC-Path-Req-Stat\_2019XXXX.xls
- 2019\_GRAD\_Cohort-EOC-Asmnt-Detail\_2019XXXX.xls
- 2019\_GRAD\_Cohort-Non-EOC-Pts-Detail\_2019XXXX.xls
- 2019\_GRAD\_Cohort\_SAT-ACT\_Path\_Req\_stat\_2019XXXX.xls
- 2019\_GRAD\_Cohort\_WK-IndCred\_Path\_Req\_stat\_2019XXXX.xls

### Upcoming EMIS Trainings:

#### Calendar Reporting

Wednesday, September 11, 2019  
9-Noon

#### EMIS Alliance Training

##### Using Excel to Troubleshoot EMIS Data

Tuesday, September 17, 2019  
12-3 p.m.

#### EMIS Alliance

##### Troubleshooting Graduation Reports

Friday, September 20, 2019  
9-Noon

#### Payroll EMIS Connection

Friday, September 27, 2019  
9 - Noon

#### EMIS Coordinator Meeting

##### FY20 Staff and Course Reporting

Friday, September 27, 2019  
1-3 p.m.

#### ODE ITC EMIS Training

Tuesday, October 8, 2019  
9-11 a.m.  
Thursday, November 21, 2019  
1-3 p.m.



All trainings will be held at ACCESS.

Registration is available from the ACCESS webpage at <http://www.access-k12.org>.

Stay tuned for additional EMIS Work Sessions and trainings.



Open EMIS Student Reporting Collections

FY19 Collections

Child Outcome Summary Assessment Collection FY19

10/15/2018 - 09/27/2019

Required collection for Early Learning Childhood Outcome Summary State Assessments . Collection required for all Traditional Districts and ESCs that educate Preschool students.

Graduation Collection (FY19)

05/03/2019-10/18/2019

The FY19 Graduation (G) reporting period captures data related to graduating students. This data will include diploma information and all data necessary to verify that the student has met CORE and testing graduation requirements.

Career Tech Accountability Assessment Collection FY19

03/29/2019-10/11/2019

Required collection for all JVSs, Traditional Districts, Community Schools, STEM Districts.

Financial collection - Supplemental (FY19)

09/03/2019-09/27/2019

This collection is submitted by district the treasurer and includes reporting of capital assets and/or the miscellaneous record types that were not available during the regular 19H window, or to re-report prior incorrectly reported data.

FY20 Collections

Beginning of Year Student Collection (FY20)

09/03/2019-12/20/2019

First collection of student data for all Traditional Districts, JVSs, ESCs, and State Supported Schools. Data reported is used for school funding, federal reporting and other ODE requirements.

SOES Beginning of Year Student Collection (FY20)

08/02/2019-12/20/2019

This collection is required for all Community School and STEM districts reporting of student data. Data reported is used for school funding, federal reporting and other ODE requirements.

Calendar Collection - Initial (FY20)

07/09/2019-09/30/2019

This collection is required for all EMIS reporting entities.

Student Cross Reference (FY20)

07/05/2019-08/07/2020

All EMIS reporting entities are required to submit data. Updated student information (admission and withdraw) must be reported within 30 days to SCR.

SOES Student Contact(s) Collection (FY20)

08/02/2019-08/07/2020

This collection is required for all community schools and STEM districts. This collection allows the resident district, community school, and STEM district to see student name and contact information in relation to conflicts regarding the student.

*\*Note: As of this date, ODE has not released the complete EMIS Data Collection Processing Calendar for FY20 reporting.*

TEC and HB66

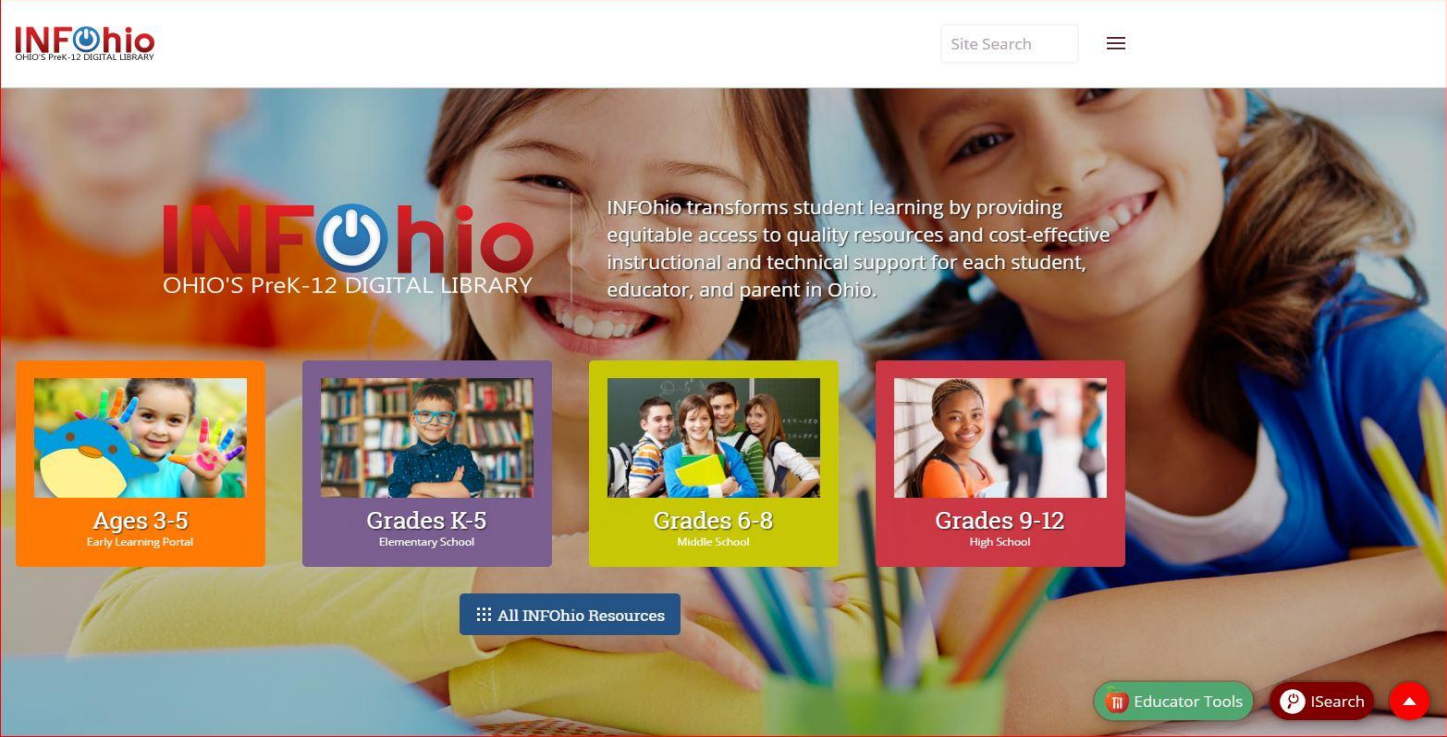
TEC – The Education Connection has the ability to make sure that your district is in compliance with the daily requirements of Ohio House Bill 66 “Alianna’s Alert”. This law requires districts, within 120 minutes from the start of the school day, have their attendance staff make at least one attempt to contact parents for any student absent without a legitimate excuse.

Click [HERE](#) to watch a short video of “Alianna’s Alert” requirements. TEC has the ability to send automated messages and keep district staff accountable.

We have scheduled a training webinar for all building staff that work with attendance on how you can use the automated dialer. **This webinar is scheduled with TEC for Thursday, September 26, 2019 from 11:00 a.m. to Noon!**

Watch for an invite to participate!

# LIBRARY services



## INFOhio - PreK-12 Digital Library Digital Resources for a Digital Age.

INFOhio has prepared a new handout outlining resources from Ages 3-5 and Grades 1-12. These resources can be found [HERE](#)



INFOhio User's Group Meeting  
Friday, October 18, 2019  
8:30 am - 12:00 p.m. @ ACCESS

## INFOhio Campus – Professional Development on Your Terms

What's collaborative, flexible, reflective, and validates learning? [INFOhio Campus](#) – the place to go for training on how to use and integrate INFOhio's tools and resources in your classroom. You will find your favorites, like Success in Six and Learn With INFOhio webinar recordings on Campus, but you will also discover new options for your PD.

Designed with you in mind, each INFOhio Learning Pathway includes individual classes on tools and resources about a range of topics like K-5 literacy or using Educator Tools, ISearch, and Open Space to build a digital curriculum. Classes can be taken separately or as a whole and at a pace that works for you. Get validation for your professional development through contact hours or digital badging – almost every option on INFOhio Campus validates learners and lets them show what they've learned.

For those looking for personal learning, don't forget the [PD Choiceboard](#) which includes options for learning such as the Teach With INFOhio blog and professional databases where individuals can learn more about a chosen topic.

Do professional development your way with INFOhio Campus! For questions on INFOhio's professional development options, please visit [support.infohio.org](http://support.infohio.org).



# LIBRARY SERVICES

## Build Your Digital Curriculum with INFOhio OER

Are you looking for lesson plans? Searching for student resources? Creating your own learning content? INFOhio has the tools to make building your digital curriculum a breeze. Visit <https://www.infohio.org/oer> to find links to tools and training to help you transform your curriculum.

Building your digital curriculum with INFOhio is easy:

1. Use **Educator Tools** to find standards-aligned, high-quality lesson plans, learning activities, and more.
2. Then use **ISearch** to find a wealth of digital content to support your lessons.
3. Then share what you found with other Ohio educators in **Open Space**.

Need help curating, creating, and integrating instructional materials into your teaching? Download the [5 P's for Successful Curriculum Transformation](#), a playbook to help your school or district develop a plan for curating and creating Open Educational Resources (OER). You can also take classes in the new Building Your Digital Curriculum with INFOhio OER Learning Pathway. The first three classes—Introduction to INFOhio, OER and the 5 P's, and Educator Tools—are available now. Classes on ISearch and Open Space are coming soon!

Make building digital curriculum a breeze with INFOhio OER. For more information on INFOhio's OER, check out <https://www.infohio.org/oer> or visit [support.infohio.org](https://support.infohio.org).



## INFOhio ISearch Summer and Fall Updates

[ISearch](#), the BLUEcloud OPAC and discovery interface, is your school library + INFOhio. ISearch received a facelift this summer, and this fall it will get a whole lot better.

ISearch lets you explore the contents of your school library along with multiple collections of magazines and journals, newspapers, reports, primary sources, encyclopedias, videos, and eBooks—reliable content that isn't available on the open web—from a single search box.

You will notice these ISearch enhancements in August:

- Your OPAC welcome page has been updated, balancing ISearch with Cat Jr.
- The My Library tab is more prominent, highlighting items curated by your school librarian to meet the learning needs of your students.
- Results on the My Library tab now default to display the more graphical thumbnail view, making ISearch more user-friendly for students of all ages. If you prefer the list view, your school librarian can work with your INFOhio ITC Provider to set library-level display preferences.

Later this fall, you can look forward to more ISearch enhancements:

- On the My Library tab, item availability will be displayed on the first screen in all views to let your students know right away if the book they want is on the shelf.
- Limiters that appear along the left side of the My Library tab will be reordered with the most important limiters appearing closer to the top of the page.
- New limiters for reading program and reading level will appear along the left side of the My Library tab.

It's been a busy summer making ISearch a better experience, and we can't wait for you to check it out. For any comments, questions, concerns, or support for ISearch, please reach out at [support.infohio.org](https://support.infohio.org).

# LIBRARY SERVICES - CONTINUED

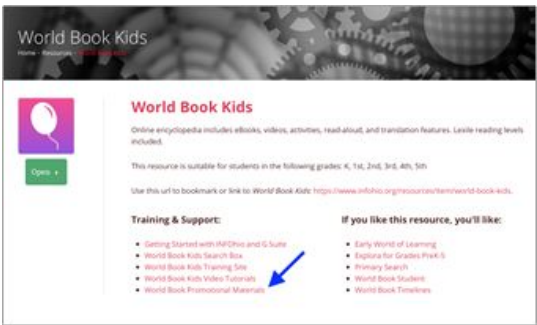
## INFOhio Invites You to Explore the Enhancements in World Book Student

Expand the world as students know it with new enhancements to [World Book Student](#) from INFOhio.

World Book Student is an online encyclopedia that includes eBooks, videos, activities, read-aloud, and translation features. Students can explore over 150 **new** articles in World Book Student, and they can also now browse all articles by Subject feature.



The [Biography Center](#) within World Book Student has not only undergone a complete redesign, but 100 **new** biographies have also been added. Students can now easily search or even browse by area of work, nationality, gender, or time period. The biographical articles students find in World Book Student are trustworthy and authoritative. Every biographical article includes a citation helper that gives students a rough draft of the citation in several different formats, making it easy for students to use the information they find while avoiding plagiarism.



If you're looking for a way to promote World Book resources from INFOhio in your school, library, or classroom, check out the new [World Book posters](#). You can find all of the World Book promotional materials by clicking the [World Book Promotional Materials](#) link on the More Info (or i-button) page for any World Book resource.

For more information on World Book, please contact INFOhio at [support.infohio.org](#).

We hope you enjoyed our September 2019 Newsletter.  
If you need additional information, please visit our webpage at  
<http://www.access-k12.org>